10’ x 20’ Dye Sub Tent (Dye-Sub Full Bleed)

Item# 240653, 240723

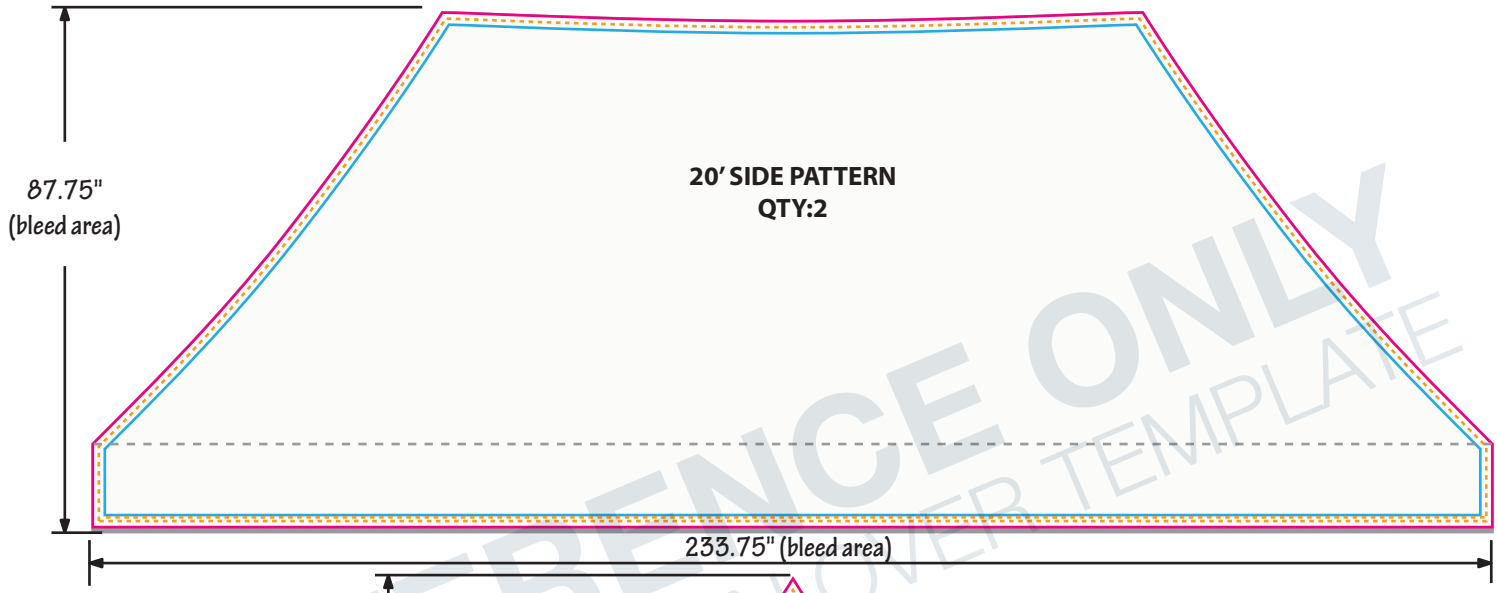

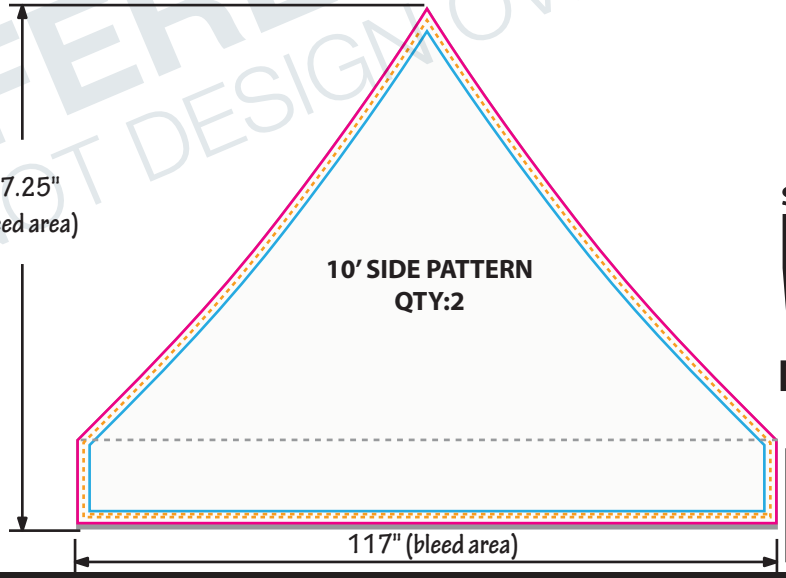

REFERENCE ONLY
DO NOT DESIGN OVER TEMPLATE

SCALE= .375”=1’-0”

FOR REFERENCE ONLY PLEASE USE HALF SCALE TEMPLATES ON PAGES 2 and 3 TO SET UP ARTWORK

- **All images must be embedded**
- **All fonts must be outlined.**

TEMPLATE KEY

= BLEED AREA
= FINISHED SIZE
= SAFE AREA
= STITCH LINE

20’ BLEED AREA	10’ BLEED AREA
233.75”W x 87.25”H	117”W x 87.25”H

(.25” sides / 1” bottom)

Area of art that is used for finishing product. Background color/image should extend into this area.

20’ FINISH AREA	10’ FINISH AREA
232.5”W x 85.75”H	116.5”W x 85.75”H

Area of art that is visible after finishing product. Background color/image should extend into the bleed area.

20’ STITCH AREA	10’ STITCH AREA
231.25”W x 83.75”H	114.5”W x 83.75”H

20’ SAFE AREA	10’ SAFE AREA
229.25”W x 81.75”H	112.5”W x 81.75”H

Recommended area to place artwork. Artwork within this area will be safe from variance in cut of finished edge /stitch line.

Using PMS colors in your art is recommended but an exact match cannot be guaranteed.

Dye-Sub products are printed CMYK (4 color) process from your art file.

ACCEPTABLE FILE FORMATS:

Vector lines **Vector image**

- Adobe Illustrator (.ai, .pdf, .eps)
- All Fonts Outlined
- Images Embedded

Raster image

- Adobe Photoshop (.psd, .tif, .jpg)
- 200 DPI at 100% Scale

Updated: 11.12.12

20' SIDE PATTERN:
QTY:2

DRAWING IS AT HALF SCALE

TEMPLATE KEY

= BLEED AREA
= FINISHED SIZE
= SAFE AREA
= STITCH LINE

BLEED AREA
233.75"W x 87.25"H
(.25" sides / 1" bottom)
Area of art that is used for finishing product. Background color/image should extend into this area.

FINISHED SIZE
232.5"W x 85.75"H
Area of art that is visible after finishing product. Background color/image should extend into the bleed area.

STITCH LINE
231.25"W x 83.75"H

SAFE AREA
229.25"W x 81.75"H
Recommended area to place artwork. Artwork within this area will be safe from variance in cut of finished edge /stitch line.

Using PMS colors in your art is recommended but an exact match cannot be guaranteed.

Dye-Sub products are printed CMYK (4 color) process from your art file.

- **All images must be embedded**
- **All fonts must be outlined.**

10' SIDE PATTERN:
QTY:2

DRAWING IS AT HALF SCALE

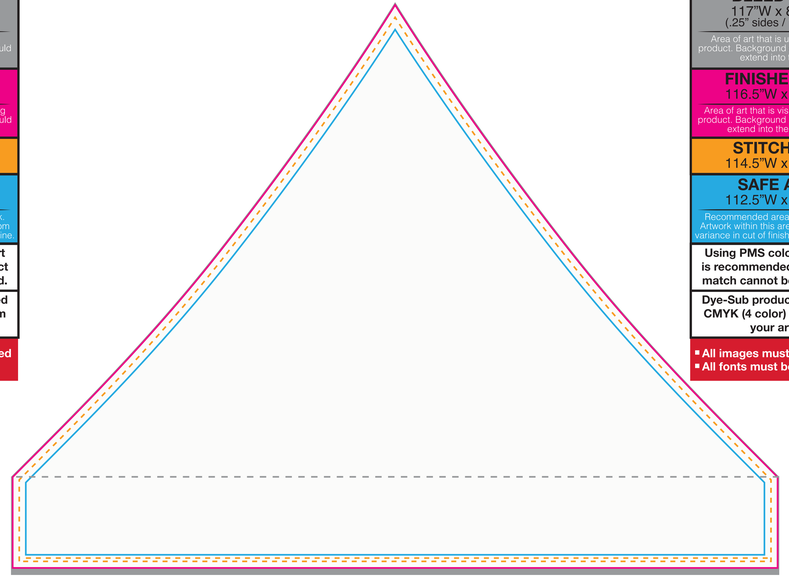

TEMPLATE KEY

= BLEED AREA
= FINISHED SIZE
= SAFE AREA
= STITCH LINE

BLEED AREA
117"W x 87.25"H
(.25" sides / 1" bottom)
Area of art that is used for finishing product. Background color/image should extend into this area.

FINISHED SIZE
116.5"W x 85.75"H
Area of art that is visible after finishing product. Background color/image should extend into the bleed area.

STITCH LINE
114.5"W x 83.75"H

SAFE AREA
112.5"W x 81.75"H
Recommended area to place artwork. Artwork within this area will be safe from variance in cut of finished edge /stitch line.

Using PMS colors in your art is recommended but an exact match cannot be guaranteed.

Dye-Sub products are printed CMYK (4 color) process from your art file.

- **All images must be embedded**
- **All fonts must be outlined.**