Four Season Dual Track Banner Display

Item# 210170, 210171, 190380



REFERENCE ONLY
DO NOT DESIGN OVER TEMPLATE

SCALE= 1"=1'-0"

FOR REFERENCE ONLY PLEASE USE FULL SIZE TEMPLATES ON PAGE 2 TO SET UP ARTWORK

TEMPLATE KEY

= BLEED AREA
= FINISHED SIZE
= SAFE AREA
= STITCH LINE

BLEED AREA

24.25"W x 83.25"H

Area of art that is used for finishing product. Background color/image should extend into this area.

FINISHED SIZE

23.25"W x 78.25"H

Area of art that is still visible after finishing product. Background color/image should extend into bleed area.

SAFE AREA

21.25"W x 72.25"H

Area of art that is safe to have all important info. Keep all logos, images, and text within this area.

STITCH LINE

2" from top finished edge
74.25" from top finished edge

Area of art that will have visible stitch line due to pole pocket and/or hemming

Using PMS colors in your artwork is recommended but an exact match can not be guaranteed.

UV products are printed CMYK (4 color) process from your file.

All images must be embedded and all fonts must be outlined.

- **All images must be embedded**
- **All fonts must be outlined.**

ACCEPTABLE FILE FORMATS:

Vector lines **Vector image**

- Adobe Illustrator (.ai, .pdf, .eps)
- All Fonts Outlined
- Images Embedded

Raster image

- Adobe Photoshop (.psd, .tif, .jpg)
- 200 DPI at 100% Scale

Updated: 8.23.12

This is printed double sided with a 2” pole pocket on top and bottom.
It is advised that 2” at top and bottom are a solid color as the pole pockets will show the graphic from front side onto the back.