




SCALE= 1"=1'-0"

**FOR REFERENCE ONLY
PLEASE USE FULL SIZE
TEMPLATES ON PAGE 2
TO SET UP ARTWORK**

- All images must be embedded
- All fonts must be outlined.

TEMPLATE KEY

-  = BLEED AREA
-  = FINISHED SIZE
-  = SAFE AREA

<p>BLEED AREA 18.25"W x 63.5"H (.5" on all sides)</p> <p>Area of art that is used for finishing product. Background color/image should extend into this area.</p>
<p>FINISHED SIZE 17.25"W x 61.75"H</p> <p>Area of art that is visible after finishing product. Background color/image should extend into the bleed area.</p>
<p>SAFE AREA 15.2558.13"H</p> <p>Recommended area to place artwork. Artwork within this area will be safe from variance in cut of finished edge /stitch line.</p>
<p>Using PMS colors in your art is recommended but an exact match cannot be guaranteed.</p>
<p>Dye-Sub products are printed CMYK (4 color) process from your art file.</p>

ACCEPTABLE FILE FORMATS:



- Adobe Illustrator (.ai, .pdf, .eps)
- All Fonts Outlined
- Images Embedded



- Adobe Photoshop (.psd, .tif, .jpg)
- 200 DPI at 100% Scale

