






SCALE: 1"=1'-0"

TEMPLATE KEY

-  = BLEED AREA
-  = FINISHED SIZE
-  = SAFE AREA

BLEED AREA

N/A

Area of art that is used for finishing product. Background color/image should extend into this area.

FINISHED SIZE

68"W x 31.75"H

Area of art that is visible after finishing product. Background color/image should extend into the bleed area.

SAFE AREA

30"W x 29.75"H

Recommended area to place artwork. Artwork within this area will be safe from variance in cut of finished edge /stitch line.

Using PMS colors in your art is recommended but an exact match cannot be guaranteed.

All products are printed CMYK (4 color) process from your art file.

- All images must be embedded
- All fonts must be outlined.

**FOR REFERENCE ONLY
PLEASE USE FULL SIZE
TEMPLATES ON PAGE 2
TO SET UP ARTWORK**

ACCEPTABLE FILE FORMATS:



Vector lines



Vector image

- Adobe Illustrator (.ai, .pdf, .eps)
- All Fonts Outlined
- Images Embedded



Raster image

- Adobe Photoshop (.psd, .tif, .jpg)
- 200 DPI at 100% Scale

