





TEMPLATE KEY

	= BLEED AREA
	= FINISHED SIZE
	= SAFE AREA
	= STITCH LINE

BLEED AREA

N/A

(no bleed required)

Area of art that is used for finishing product. Background color/image should extend into this area.

FINISHED SIZE

23"W x 18"H

Area of art that is visible after finishing product. Background color/image should extend into the bleed area.

STITCH LINE

N/A

SAFE AREA

21"W x 16"H

Recommended area to place artwork. Artwork within this area will be safe from variance in cut of finished edge /stitch line.

Using PMS colors in your art is recommended but an exact match cannot be guaranteed.

Dye-Sub products are printed CMYK (4 color) process from your art file.

**FOR REFERENCE ONLY
PLEASE USE FULL SIZE
TEMPLATES ON PAGE 2
TO SET UP ARTWORK**

- All images must be embedded
- All fonts must be outlined.

ACCEPTABLE FILE FORMATS:



Vector lines



Vector image

- Adobe Illustrator (.ai, .pdf, .eps)
- All Fonts Outlined
- Images Embedded



Raster image

- Adobe Photoshop (.psd, .tif, .jpg)
- 200 DPI at 100% Scale

