


Top Sheet

Trim Size: 3.5" w x 3.5" h

Imprint Area: 3.125" w x 3.125" h

Bleed Area: ****NO BLEED****




Cube Side

Trim Size: 3.5" w x 1.75" h

Imprint Area: 3.1062" w x 1.3557" h

Bleed Area: 3.5" w x 1.75" h

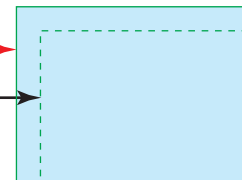


DIE CUT EDGE

(this will be the actual edge of the pad)

PRINT MARGIN

(any objects **NOT** intended to bleed **MUST** be inside this print margin)



PLEASE NOTE:

A color printed on the cube side will not be an exact match to the same color printed on the top sheet, due to differences in the printing processes.