





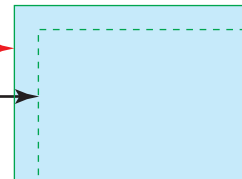
Top Sheet
Trim Size: 3" w x 3" h
Imprint Area: 2.625" w x 2.625" h
Bleed Area: ****NO BLEED****



Cube Side
Trim Size: 3.015" w x 1" h
Imprint Area: 2.6212" w x .6052" h
Bleed Area: 3.015" w x 1" h



DIE CUT EDGE → (this will be the actual edge of the pad)
PRINT MARGIN → (any objects **NOT** intended to bleed **MUST** be inside this print margin)



PLEASE NOTE:
A color printed on the cube side will not be an exact match to the same color printed on the top sheet, due to differences in the printing processes.