




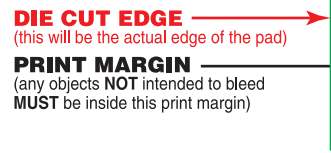

### Top Sheet

Trim Size: 2.375" w x 2.375" h  
Imprint Area: 2" w x 2" h  
Bleed Area: **\*\*NO BLEED\*\***



### Cube Side

Trim Size: 2.39" w x 2.365" h  
Imprint Area: 2.2032" w x 2.1782" h  
Bleed Area: 2.39" w x 2.365" h



### PLEASE NOTE:

A color printed on the cube side will not be an exact match to the same color printed on the top sheet, due to differences in the printing processes.