





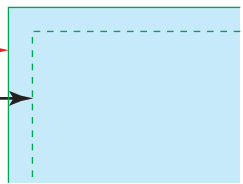
Top Sheet
 Trim Size: 2.375" w x 2.375" h
 Imprint Area: 2" w x 2" h
 Bleed Area: ****NO BLEED****



Cube Side
 Trim Size: 2.39" w x 2.365" h
 Imprint Area: 2.2032" w x 2.1782" h
 Bleed Area: 2.39" w x 2.365" h



DIE CUT EDGE → (this will be the actual edge of the pad)
PRINT MARGIN → (any objects **NOT** intended to bleed **MUST** be inside this print margin)



PLEASE NOTE:
 A color printed on the cube side will not be an exact match to the same color printed on the top sheet, due to differences in the printing processes.